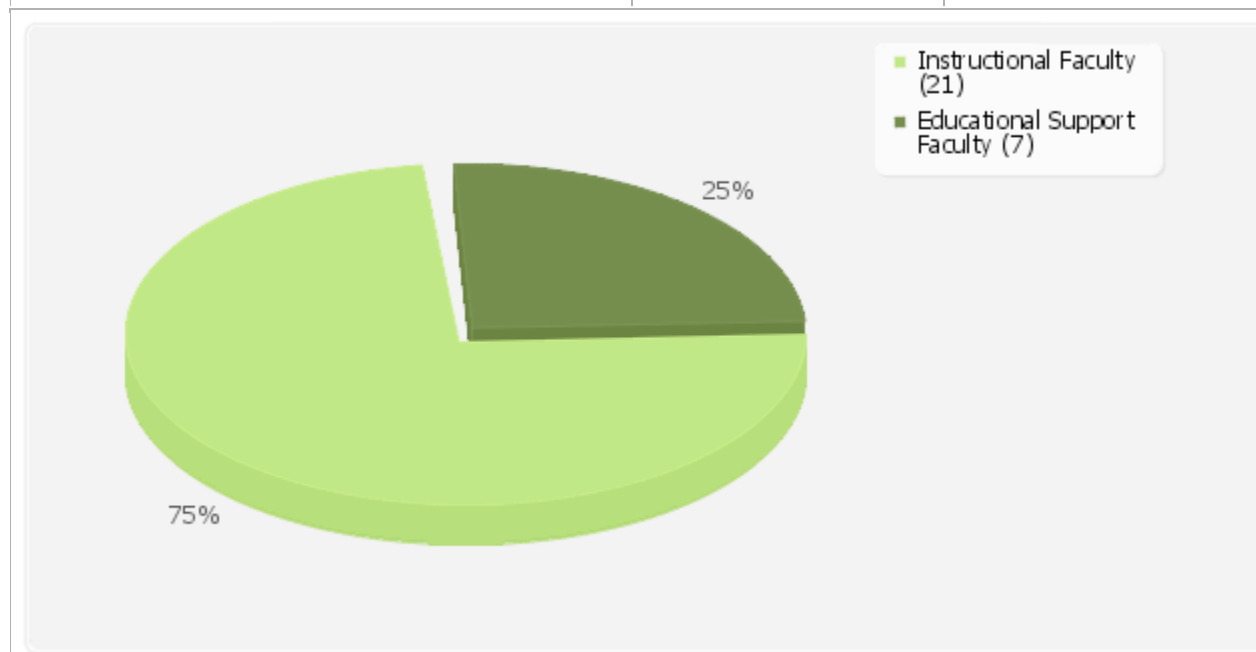


Faculty Evaluation of Administration Results:
Nearest Campus, Division Dean
Drew A. Blank

Spring
2009

Are you a member of the Instructional Faculty or Educational Support Faculty?

| Answer | Count | Percentage |
|-----------------------------------|-------|------------|
| Instructional Faculty (IF) | 21 | 75.00% |
| Educational Support Faculty (ESF) | 7 | 25.00% |
| No answer | 0 | 0.00% |

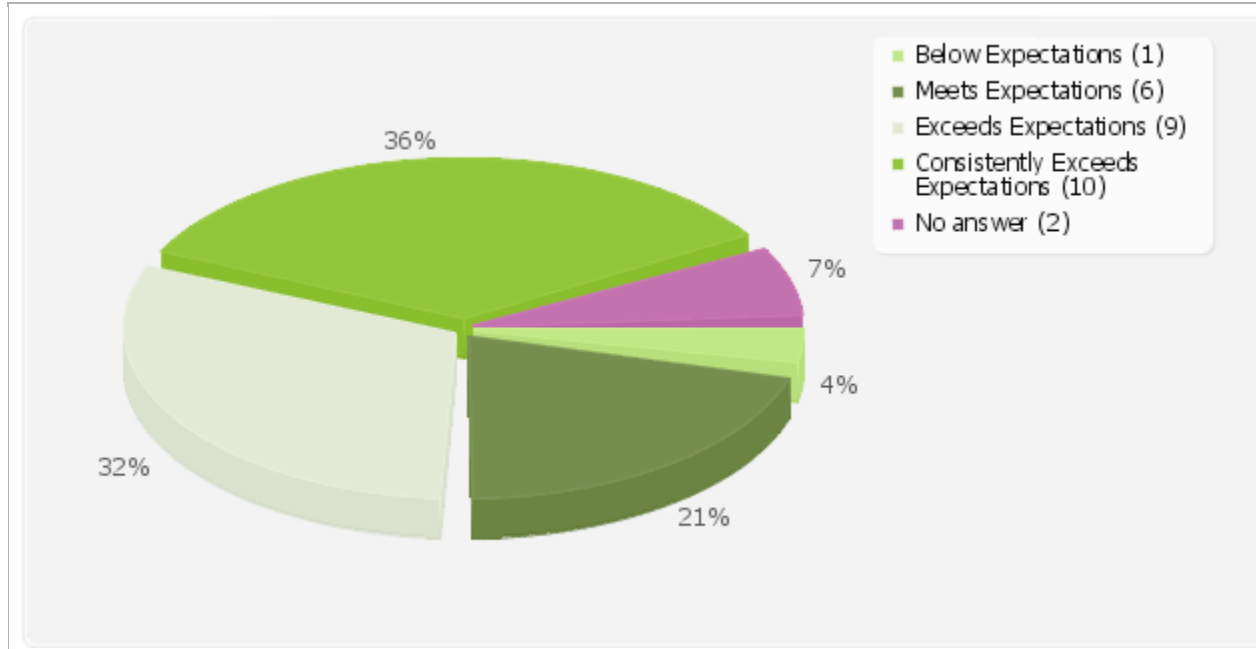


Faculty Evaluation of Administration Results:
 Nearest Campus, Division Dean
 Drew A. Blank

Spring
 2009

KNOWLEDGE OF JOB: Does the Administrator demonstrate a command of the duties and requirements of the position? Consider knowledge gained through experience, education and specialized training. Consider if person stays abreast of current policy and procedure and new developments in the field.

| Answer | Count | Percentage |
|--|-------|------------|
| Consistently Below Expectations (01) | 0 | 0.00% |
| Below Expectations (02) | 1 | 3.57% |
| Meets Expectations (03) | 6 | 21.43% |
| Exceeds Expectations (04) | 9 | 32.14% |
| Consistently Exceeds Expectations (05) | 10 | 35.71% |
| No answer | 2 | 7.14% |

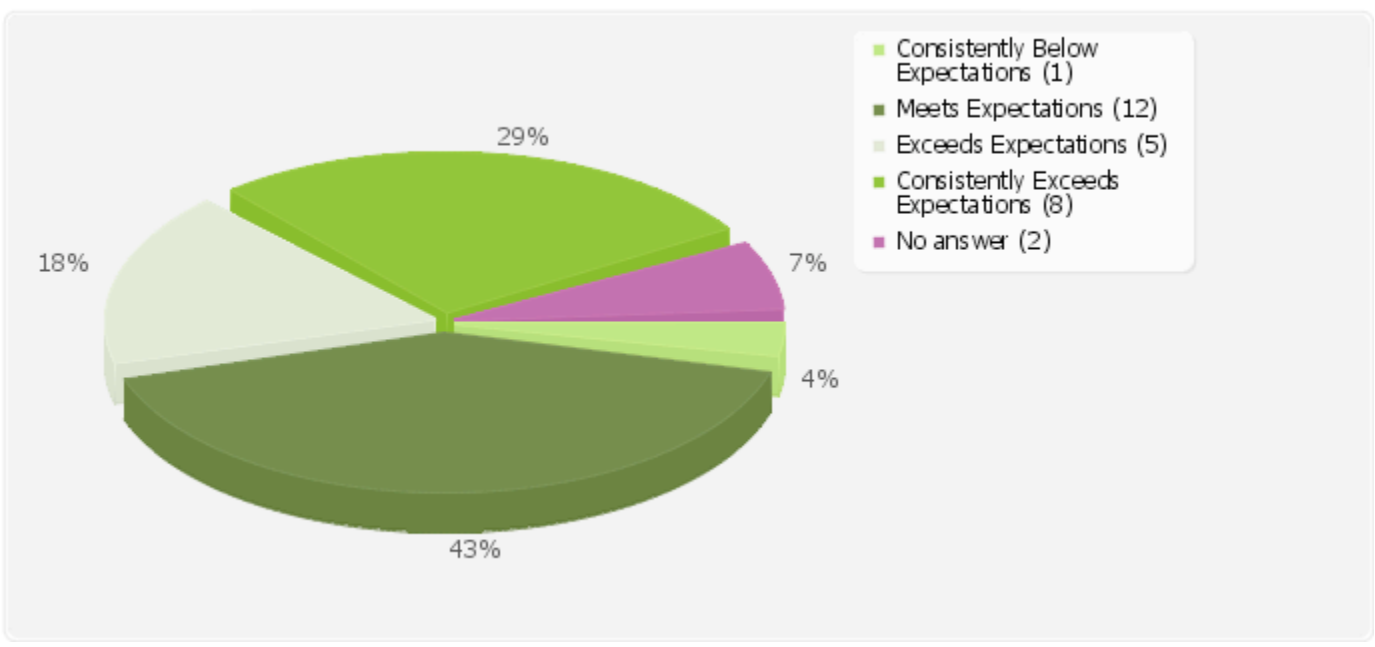


Faculty Evaluation of Administration Results:
 Nearest Campus, Division Dean
 Drew A. Blank

Spring
 2009

DEPENDABILITY: How reliable is the Administrator in completing tasks as anticipated? Consider the consistency of person in following through on commitments.

| Answer | Count | Percentage |
|--|-------|------------|
| Consistently Below Expectations (01) | 1 | 3.57% |
| Below Expectations (02) | 0 | 0.00% |
| Meets Expectations (03) | 12 | 42.86% |
| Exceeds Expectations (04) | 5 | 17.86% |
| Consistently Exceeds Expectations (05) | 8 | 28.57% |
| No answer | 2 | 7.14% |

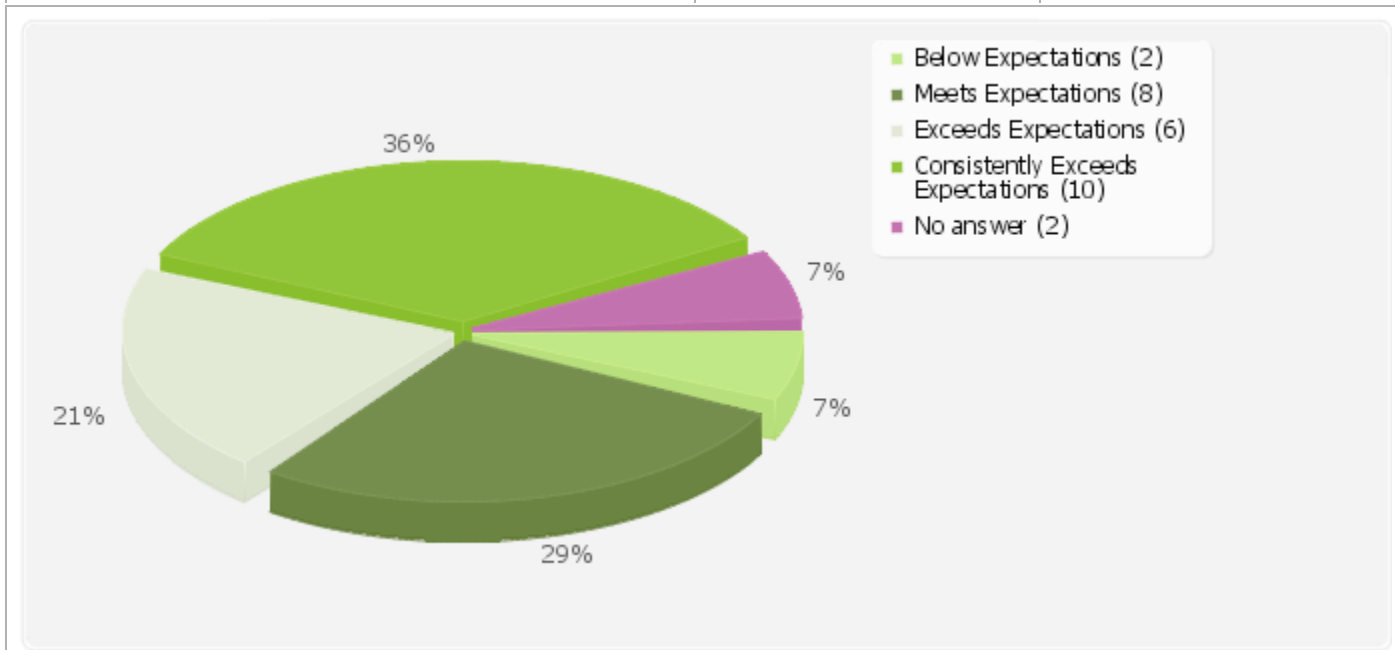


Faculty Evaluation of Administration Results:
 Nearest Campus, Division Dean
 Drew A. Blank

Spring
 2009

COMMUNICATION: Does the Administrator communicate effectively? Consider the ability to share information readily and clearly on appropriate issues. Consider the willingness to listen to and accept input from others.

| Answer | Count | Percentage |
|--|-------|------------|
| Consistently Below Expectations (01) | 0 | 0.00% |
| Below Expectations (02) | 2 | 7.14% |
| Meets Expectations (03) | 8 | 28.57% |
| Exceeds Expectations (04) | 6 | 21.43% |
| Consistently Exceeds Expectations (05) | 10 | 35.71% |
| No answer | 2 | 7.14% |

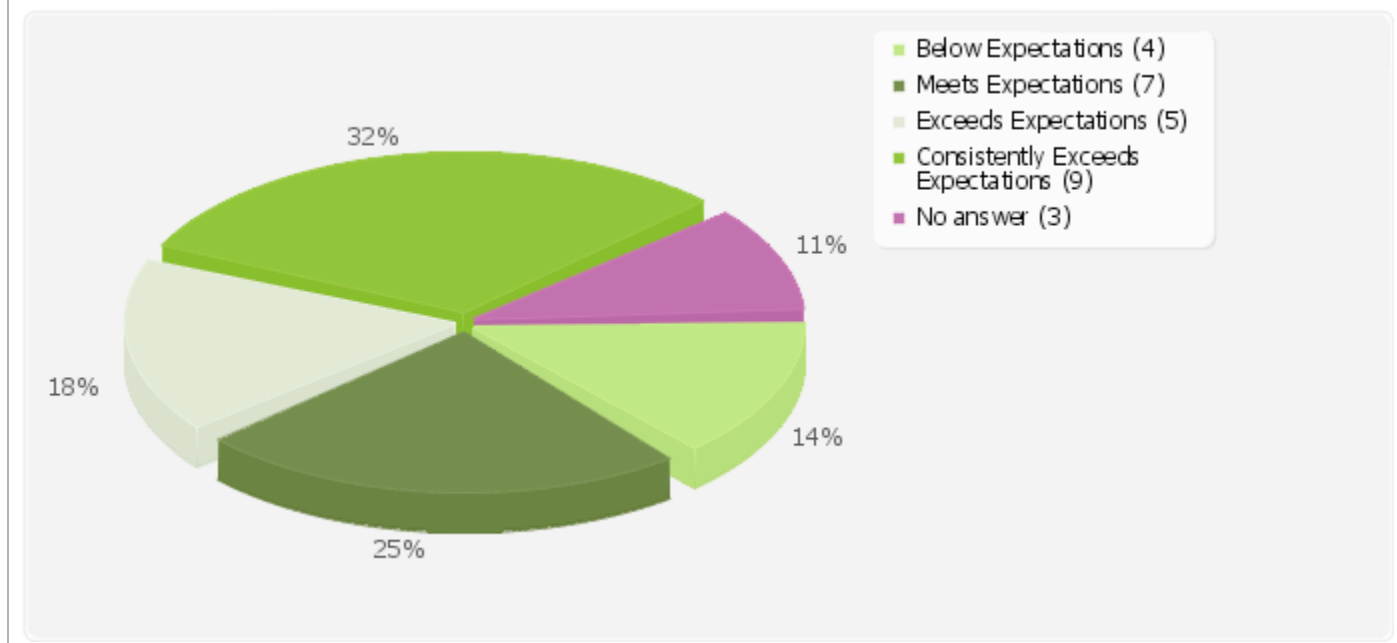


Faculty Evaluation of Administration Results:
 Nearest Campus, Division Dean
 Drew A. Blank

Spring
 2009

JUDGMENT: Does the Administrator exercise the ability to decide correctly or choose the best course of action when some decision must be made? Consider ability to evaluate facts and to identify, solve and anticipate problems. Consider the extent to which decisions are made in a collaborative and collegial manner when possible.

| Answer | Count | Percentage |
|--|-------|------------|
| Consistently Below Expectations (01) | 0 | 0.00% |
| Below Expectations (02) | 4 | 14.29% |
| Meets Expectations (03) | 7 | 25.00% |
| Exceeds Expectations (04) | 5 | 17.86% |
| Consistently Exceeds Expectations (05) | 9 | 32.14% |
| No answer | 3 | 10.71% |

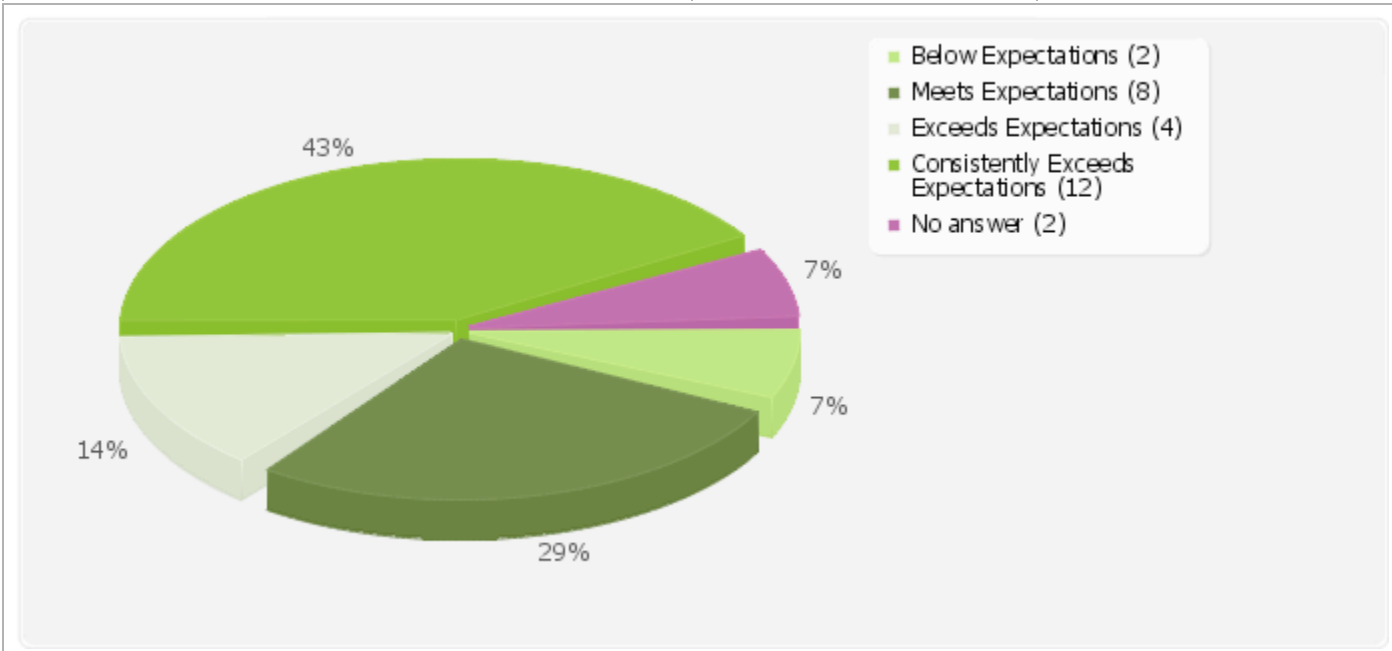


Faculty Evaluation of Administration Results:
 Nearest Campus, Division Dean
 Drew A. Blank

Spring
 2009

LEADERSHIP: Does the Administrator demonstrate leadership qualities? Consider the ability to unite and motivate supervisees. Consider initiative, resourcefulness, adaptability and the ability to give feedback that recognizes success or helps improve performance.

| Answer | Count | Percentage |
|--|-------|------------|
| Consistently Below Expectations (01) | 0 | 0.00% |
| Below Expectations (02) | 2 | 7.14% |
| Meets Expectations (03) | 8 | 28.57% |
| Exceeds Expectations (04) | 4 | 14.29% |
| Consistently Exceeds Expectations (05) | 12 | 42.86% |
| No answer | 2 | 7.14% |

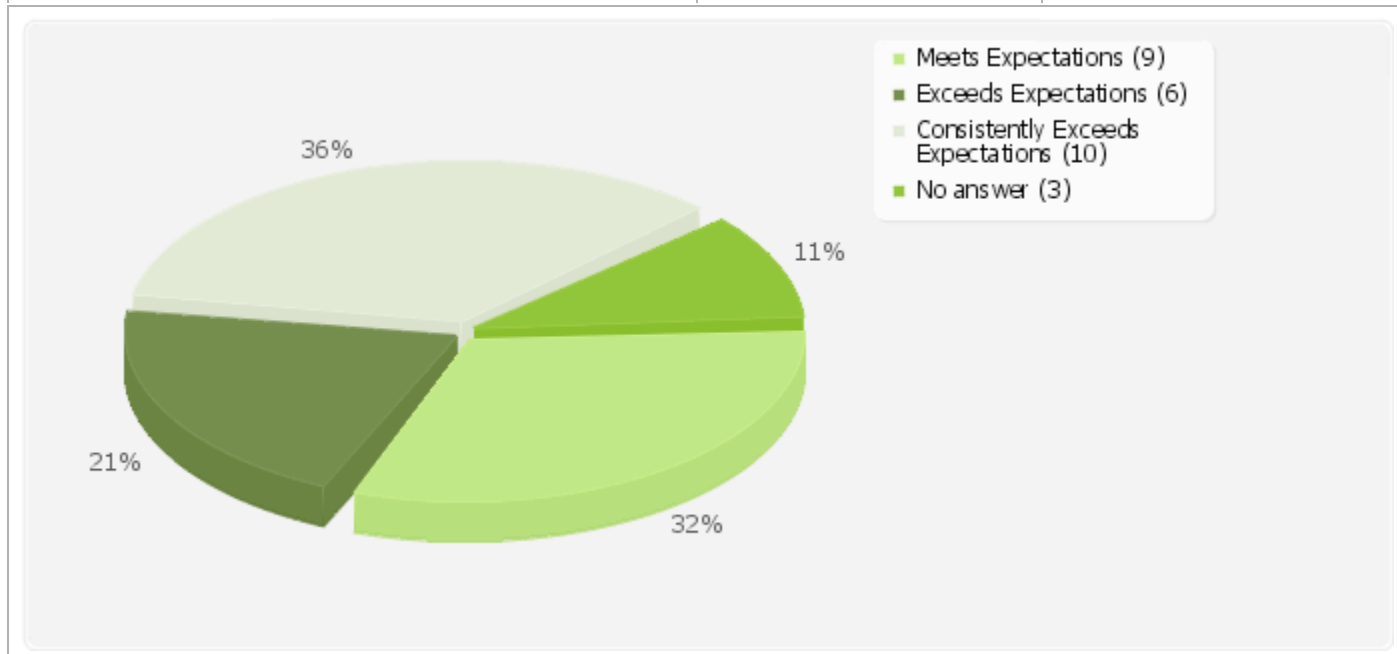


Faculty Evaluation of Administration Results:
 Nearest Campus, Division Dean
 Drew A. Blank

Spring
 2009

INTEGRITY: Does the Administrator comport him/herself with integrity? Consider the degree to which the Administrator conducts him/herself with honesty and sincerity.

| Answer | Count | Percentage |
|--|-------|------------|
| Consistently Below Expectations (01) | 0 | 0.00% |
| Below Expectations (02) | 0 | 0.00% |
| Meets Expectations (03) | 9 | 32.14% |
| Exceeds Expectations (04) | 6 | 21.43% |
| Consistently Exceeds Expectations (05) | 10 | 35.71% |
| No answer | 3 | 10.71% |

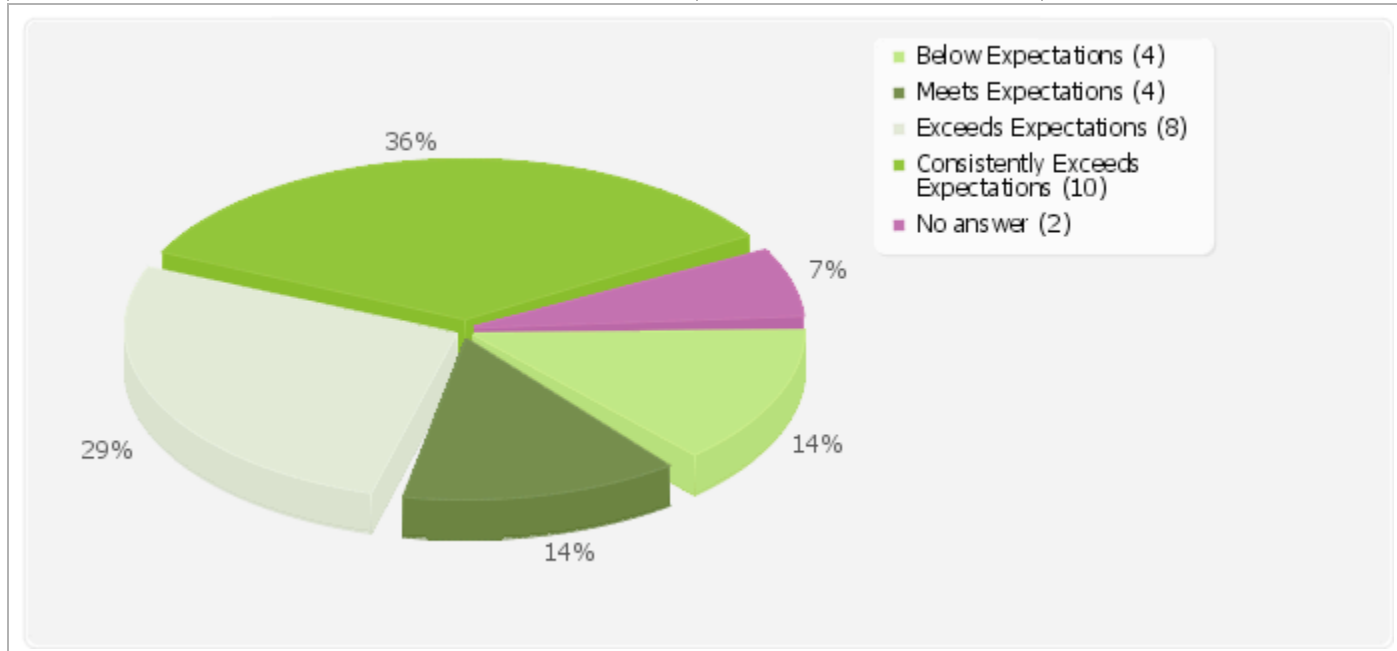


Faculty Evaluation of Administration Results:
 Nearest Campus, Division Dean
 Drew A. Blank

Spring
 2009

WORKING RELATIONSHIP: Does the Administrator work effectively with Faculty and others?
 Consider respect and courtesy shown to others, how attitude affects the work area. Consider consistency and uniformity of relationships with all employees.

| Answer | Count | Percentage |
|--|-------|------------|
| Consistently Below Expectations (01) | 0 | 0.00% |
| Below Expectations (02) | 4 | 14.29% |
| Meets Expectations (03) | 4 | 14.29% |
| Exceeds Expectations (04) | 8 | 28.57% |
| Consistently Exceeds Expectations (05) | 10 | 35.71% |
| No answer | 2 | 7.14% |

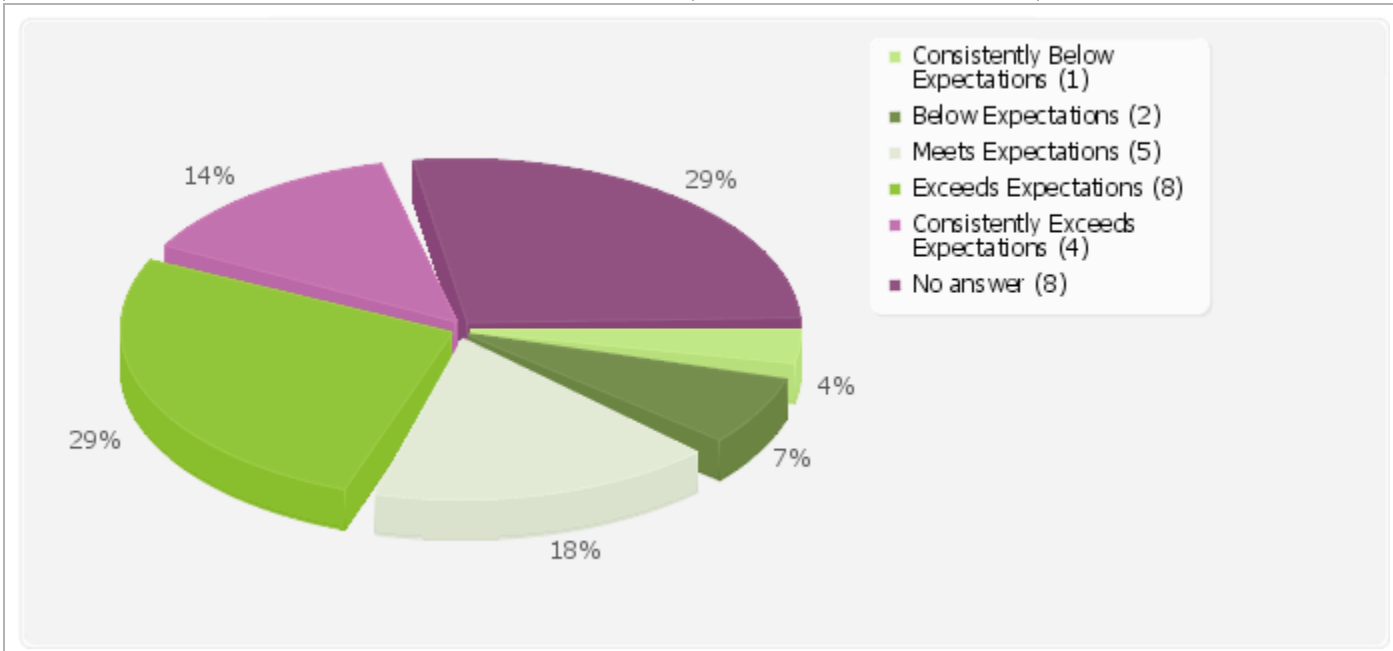


Faculty Evaluation of Administration Results:
 Nearest Campus, Division Dean
 Drew A. Blank

Spring
 2009

CONFLICT RESOLUTION: Does the Administrator address conflicts and/or complaints in an effective manner? Consider the ability to resolve conflicts and complaints with fairness, efficiency and respect.

| Answer | Count | Percentage |
|--|-------|------------|
| Consistently Below Expectations (01) | 1 | 3.57% |
| Below Expectations (02) | 2 | 7.14% |
| Meets Expectations (03) | 5 | 17.86% |
| Exceeds Expectations (04) | 8 | 28.57% |
| Consistently Exceeds Expectations (05) | 4 | 14.29% |
| No answer | 8 | 28.57% |

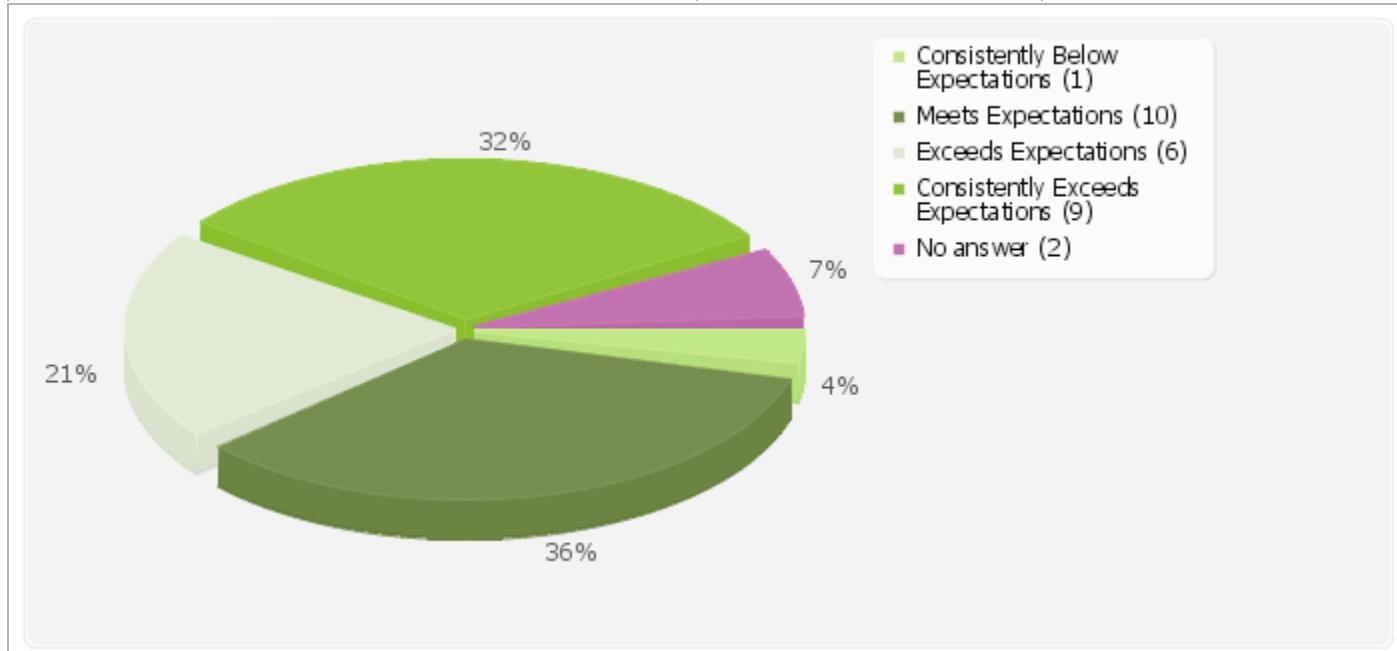


Faculty Evaluation of Administration Results:
 Nearest Campus, Division Dean
 Drew A. Blank

Spring
 2009

OVERALL EFFECTIVENESS: Does this Administrator help advance the Mission of the College?
 Consider both the individual's contributions as well as what he/she facilitates within his/her administrative unit.

| Answer | Count | Percentage |
|--|-------|------------|
| Consistently Below Expectations (01) | 1 | 3.57% |
| Below Expectations (02) | 0 | 0.00% |
| Meets Expectations (03) | 10 | 35.71% |
| Exceeds Expectations (04) | 6 | 21.43% |
| Consistently Exceeds Expectations (05) | 9 | 32.14% |
| No answer | 2 | 7.14% |



Faculty Evaluation of Administration Results:
Nearest Campus, Division Dean
Drew A. Blank

Spring
2009

Shared Feedback:

Provide any comments you would like shared with the individuals you evaluated. What do they do well? What are areas for growth? Note: If you wish to share a confidential comment with PCCEA only, please use the comment box in the following question.

1. *It is a pleasure to work at the Nearest Campus with **Drew** and Dr. **Ike Arumba**. Both administrators are excellent student advocates and know what it means to serve the community.*
2. *never available*
3. *Our DD has the sweetest, most easy-going personality of anyone on campus.*
4. ***Drew** is a gem!*
5. ***Drew** is the ultimate in being an advocate for the faculty members.*
6. *The very best/understanding and fair*
7. *I appreciate **Drew's** dedication to the success of the college and our campus! We are very fortunate to have someone who cares about the college, employees and the community as well.*